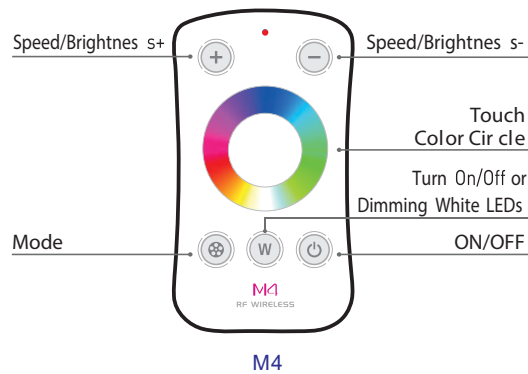


Operating Instruction for Remote:



M4 Changing Mode Table

No.	Mode	No.	Mode
1	Static Red	7	Static White
2	Static Green	8	RGB Skipping
3	Static Blue	9	7 Colors Skipping
4	Static Yellow	10	RGB Color Smooth
5	Static Purple	11	Full-color Smooth
6	Static Cyan	12	Static Black

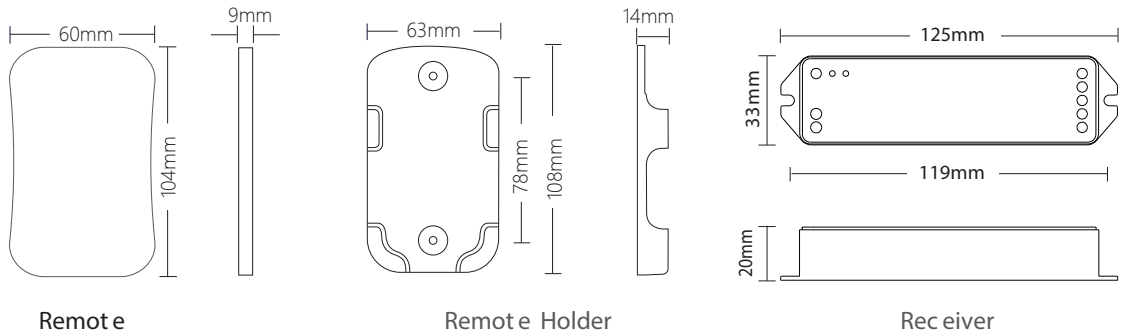
The Learning ID Method:

Remote has been matched to the receiver before leave factory, if deleted accidentally, you can learn ID as follow.

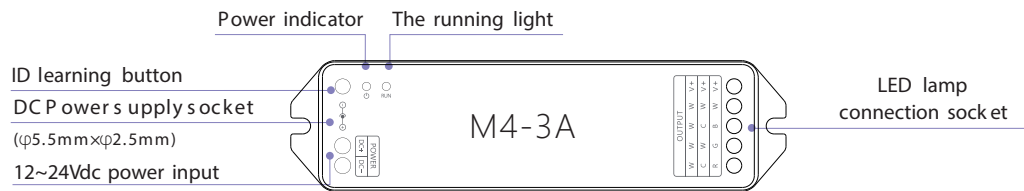
Learning ID: Short Press "ID learning button" on the M4-3A receiver, the running light is on, then press any key on M4/M8 remote, the running light flashes several times, activated.

Canceling ID: Press "ID learning button" on the M4-3A receiver for 5 seconds.

Dimensions



Operating Instruction for Receiver:



Wiring Diagram :

