


### Specifications



Item - 37377B

Model - MICROWAVE Bi-level SENSOR  
FOR STAIRWELL 37377A/37378A

Input Voltage - 12V-24VDC

Ambient temp range - -40°F to 158°F (-40°C to 70°C)

- Detection Range: 40FT Max

- 5.8GHz

- Dry/damp rated

- Default Settings

Sensitivity: 100%

Daylight Sensor: 30 Lux

Hold Time: 5 minutes

Dimming Level: 30%

Dimming Time: 60 Minutes

### Installation

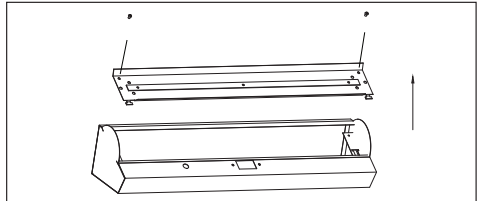
#### Step 1:

Remove the lens.



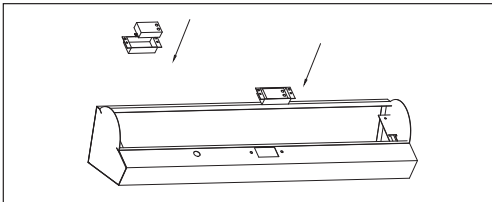
#### Step 2:

Remove the module board.



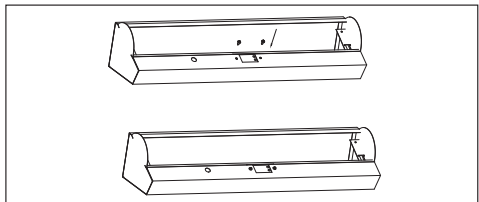
#### Step 3:

Install the sensor into the bracket using the built-in magnet. Place the bracket on the inside of the fixture, aligning the pre-punched hole with the sensor and screw holes.



#### Step 4:

Attach the bracket to the housing using the included screws.




#### Step 5:

Wire the sensor according to the wiring diagram. Yellow to yellow, pink to pink, and purple to purple.

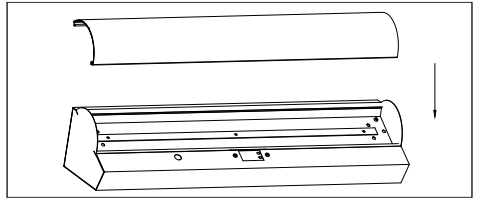
**Step 6:**

Reattach the module board to the fixture housing.

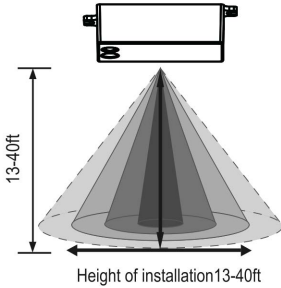


**Step 7:**

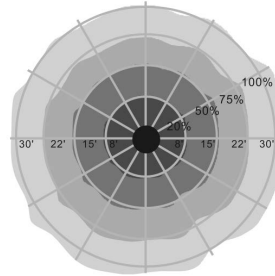
Reattach the lens and then the installation is completed.




Coverage Side View



Coverage Top View



**Wiring Diagram**



1. Dimming wires to 0-10V IEC compliant control.
2. 12V AUX wires and dimming wires to sensor.