

Specifications



Item - 37473A

Model - Motion Sensor for Strip
37119A/37120A

Input Voltage - 120-277VAC 50/60Hz

Ambient temp range - -31°F to 131°F (-35°C to 55°C)

- Dry/damp rated, indoor use only

- Mounting Height: 49.21FT Max

- 5.8GHz

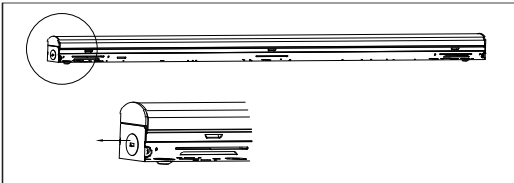
Installation

Note: The sensor should be installed by a professional electrician. Please turn off the power before installing or wiring the sensor.

Step 1:

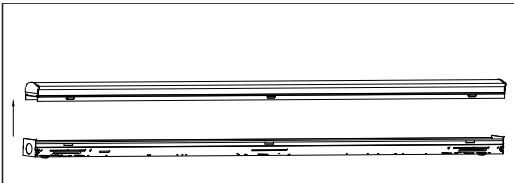
Remove the knockout on the end-cover.

Turn off the power at the circuit breaker and corresponding receptacles.



Step 2:

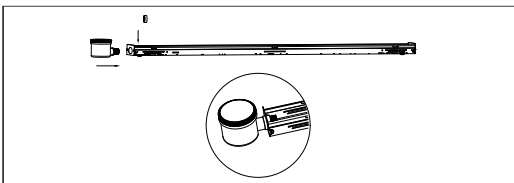
Remove the luminous part from the fixture housing.



Step 3:

Insert the sensor into the knockout and attach it with the nut provided.

Wire the fixture and sensor according to the wiring diagram.



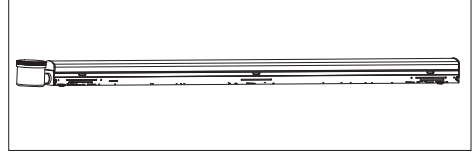
Step 4:

Reattach the luminous part to the housing.



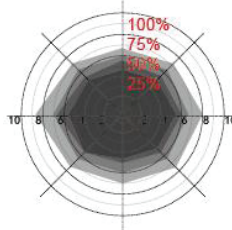
Step 5:

The installation is completed.



Ceiling mounted
height: 9.84FT
Sensitivity:
100%/75%/50%/25%

Note:
10=33FT
8=26FT
6=19FT



Normal moving
(Speed:3.28FT/s)

Wiring Diagram

