
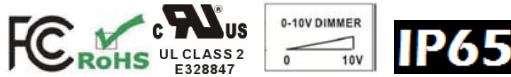


Constant Voltage LED Driver



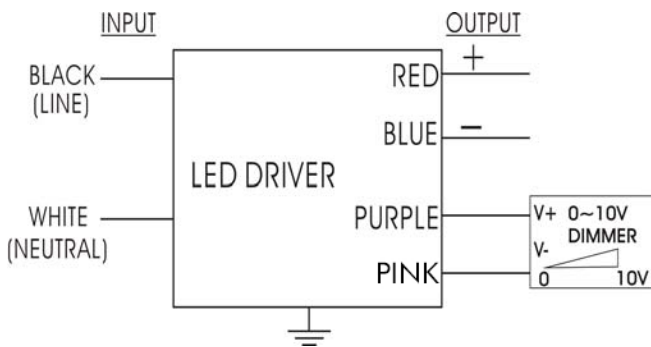
Model Name	38647A
Output Mode	Constant Voltage
Input Voltage	120-277 Vac
Input Frequency	50/60 Hz
Dimming	3 in 1 (PWM, 1-10V, Resistance)
Surge Rating	2 KV
Warranty	3 Years $75^{\circ}\text{C} \leq \text{TC} \leq 90^{\circ}\text{C}$

Product Specification



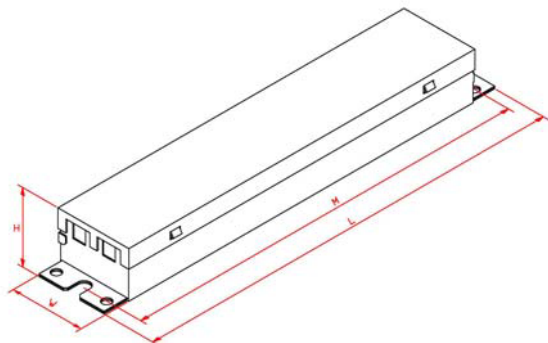
Output Power (W)	Output Voltage (V)	Output Current (A)	Start Temp. (°F/°C)	Tcase Temp. (°F/°C)	Input Current (A)	Input Power (W)	Inrush Current (A)	THD (%)	Power Factor	Efficiency (%)
25	12	0.208-2.08	Min -40/-40	Max. 194/90	0.27@120V 0.12@277V	31	Max. 20@277V	Max. 20	Min. 0.9	Typ. 82

Wire Diagram



Maximum Wiring Distance (at full load) is 18AWG/18Feet

Enclosure



Lead Length	Inch	Cm
Black	5.9	15
White	5.9	15
Green	NA	NA
Red	5.9	15
Blue	5.9	15
Purple	7.1	18
Pink	7.1	18

Enclosure	Inch	Cm
Length(L)	9.5	24.1
Width(W)	1.7	4.3
Height(H)	1.14	2.9
Mounting(M)	8.9	22.6