

## LEDT8/DR/EBC

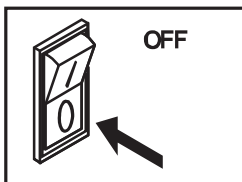
Emergency Ballast Compatible  
LED Fluorescent Retrofit  
50,000 Avg Life Hours  
Direct Replacement  
G13 Base Type  
T8 Bulb Shape  
9, 12, and 17 Watts



- LONG LIFE
- ENERGY EFFICIENT
- ROHS COMPLIANT
- NO MERCURY NO LEAD
- ZERO UV DYE AND PIGMENT FADE
- 3000 - 6500K 82 CRI.
- UL/DLC CERT DR.
- 24, 36, 48 in. NOMINAL LENGTH.
- NOT FOR OUTDOOR USE.
- MIN. AMBIENT OPERATING TEMP. -4°F. -20°C.
- MAX. AMBIENT OPERATING TEMP. 113°F. 45°C.
- NOT COMPATIBLE WITH LOW POWER FACTOR BALLASTS
- DESIGNED TO RUN ON INSTANT START AND PROGRAMMED START BALLASTS.

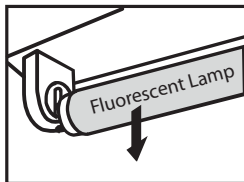

### Installation Instructions

1.) Turn Power OFF

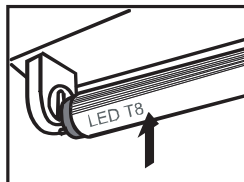


2.) Remove lens or diffuser. (If applicable)

3.) Remove existing fluorescent lamps from the luminaire.

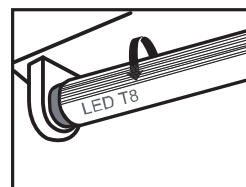


4.) Bring LED lamp to luminaire and insert lamp pins into luminaire lamp holders.



5.) Rotate LED lamp until lamp locks in place. Ensure that the LED lamp front points away from the back of the luminaire.

**Note: Install LED T8 replacement lamp for each fluorescent lamp removed.**



6.) Place lens or diffuser back in place (if applicable)

7.) Switch power ON.

