

DAMAR[®] LIGHTING

www.damarww.com
(800) 238-9080
(877) 608-0597



Installation and Operation Instructions

LED T8 U-BEND Direct Replacement Series

Input Voltage: 120-277VAC 50/60 Hz (Determined by fluorescent ballast)

1. Product Features:

- UL certified
- Plug-n-Play replacement
- Full glass housing: No Aging Yellowing Bending
- Compatible with instant start, rapid start, programmed start electronic ballasts

2. Product Applications:

Widely used in residential buildings, offices, shopping malls, supermarkets, hospitals, assembly lines, warehouses, etc. for energy saving illumination.

3. Installation Instructions:

Please completely comply with this instructions and notes, to ensure that the product is operated in a safe condition.

Safety Precautions:


- 1) WARNING: Risk of shock. Disconnect power before installation.
- 2) LED T8U lamp for use only with products described and installed in accordance with product specifications. LED T8U lamp to be operated with fluorescent electronic ballast.
- 3) WARNING: RISK OF FIRE, USE ONLY IN PLACE OF FLUORESCENT LAMPS SPECIFIED ON LABEL. RISK OF ELECTRIC SHOCK. SUITABLE FOR DRY AND DAMP LOCATIONS.

INSTALLATION INSTRUCTIONS

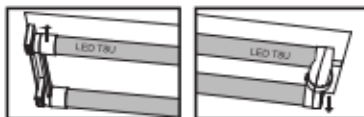
1) Turn Power OFF



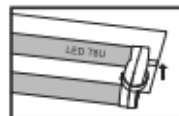
- 2) Remove lens or diffuser (if applicable)
- 3) Remove existing fluorescent lamps from the luminaire.



4) Bring LED lamp to luminaire, ensure that the LED lamp front points away from the back of the luminaire and insert lamp pins into luminaire lamp holders.



5) Insert lamp holder that on the other side of lamp pins into metal hook of the luminaire.



- 6) Place lens or diffuser back in place (if applicable)
- 7) Switch power ON.



DAMAR[®] LIGHTING

www.damarww.com
(800) 238-9080
(877) 608-0597



DO NOT INSTALL THIS LAMP IN A PRE-HEAT LUMINAIRE.

N'INSTALLEZ PAS CETTE LAMPE DANS UN APPAREIL D'ÉCLAIRAGE de PRÉCHAUFFAGE.

THIS LAMP ONLY OPERATES ON ELECTRONIC BALLASTS. IF LAMP DOES NOT LIGHT WHEN THE LUMINAIRE IS ENERGIZED, REMOVE LAMP FROM LUMINAIRE AND CONTACT LAMP MANUFACTURER OR QUALIFIED ELECTRICIAN.

CETTE LAMPE OPERE SEULEMENT AVEC LE BALLAST ELECTRONIQUE. SI LA LAMPE NE S'ALLUME PAS QUAND L'APPAREIL D'ECLAIRAGE ACTIVE, ENLEVEZ LA LAMPE DE L'APPAREIL D'ECLAIRAGE ET CONTACTEZ LE FABRICANT DE LAMPE OU UN ELECTRICIEN QUALIFIE.

CAUTION RISK OF FIRE - IF THE LAMP OR LUMINAIRE EXHIBITS UNDESIRABLE OPERATION (BUZZING, FLICKERING, ETC.), IMMEDIATELY TURN OFF POWER, REMOVE LAMP FROM LUMINAIRE AND CONTACT MANUFACTURER.

ATTENTION RISQUE DE FEU - SI LA LAMPE OU LE LUMINAIRE MONTRE DES SIGNES D'OPERATION INDESIRABLE (BRUIT, VIBRATION, CLIGNOTEMENT, ETC.), ALORS COUPER IMMÉDIATEMENT LE COURANT ET ENLÈVER LA LAMPE DE L'APPAREIL D'ÉCLAIRAGE ENTRER EN CONTACT AVEC LE FABRICANT.

4. Safety Information:

- (1) Check the lamp before installation, if there is any damage caused during transportation, do not install.
- (2) Maintenance should be carried out by technical personnel only.
- (3) Do not stare at the light source with bare eyes for a long time, or beam to others' eyes.
- (4) Do not place any objects on the lamp.
- (5) Keep the lamp away from flame or high temperature objects.
- (6) Only for indoor use.
- (7) Only replace with same type of LED tube! Risk of electrical shock!
- (8) If the glass lamp tube is broken, the lamp must be disposed immediately!

5. Maintenance Notes

- (1) Disconnect lamp from power supply before any maintenance.
- (2) Clean luminaire with dry cloth.
- (3) Do not clean the lamp with corrosive chemicals.
- (4) NOT FOR EMERGENCY LIGHTING.

This product may cause interference to radio equipment and should not be installed near maritime safety communications equipment or other critical navigation or communication equipment operating between 0.45-30MHz.